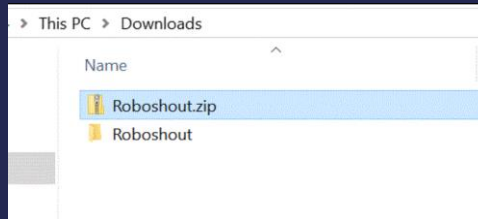
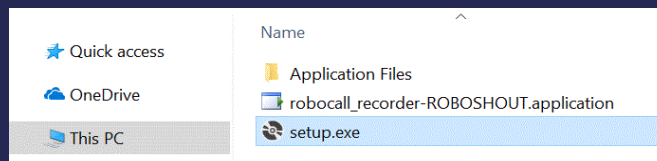


WINDOWS 10:


Before adding funds to your account or creating a username/password, make sure you can download and open the Robocall-Recorder software on your PC. Once downloaded, unzip the file Roboshout.zip:



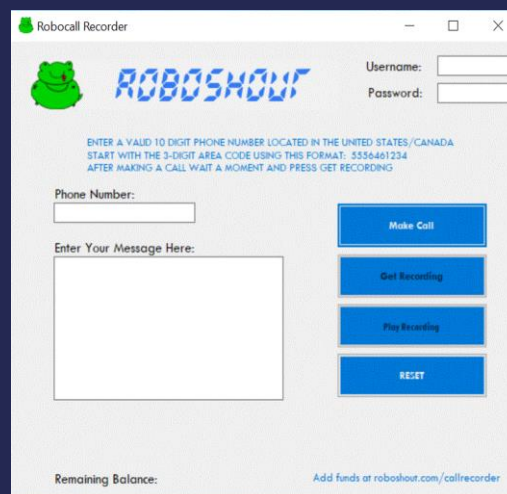
Within the extracted folder named Roboshout, find setup.exe and double-click on it:



Then run the installer by pressing "Install":



Your installed application will look like this once opened:

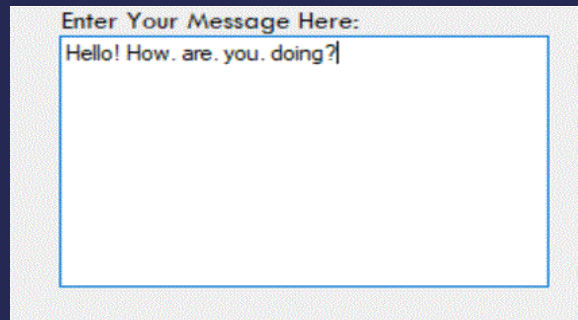


You may now add funds to your account on the previous page by creating a username and password.

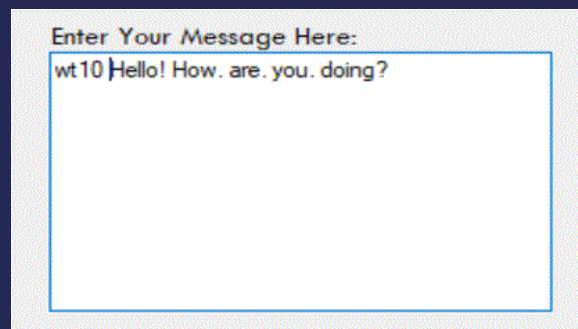
You may dial out to valid United States and Canadian phone numbers using this format: 8885551234

That's a 3-digit area code followed by 7-digit phone number without using parentheses, dashes, or spaces. Within your message, you may add a slight pause with these characters: . ! ?

However you are limited to using a maximum of 5 of these characters per call as shown:



If you place a "wt10" in front of your message as shown below, the robot will wait until the voicemail "beep" to start speaking and leave your message as a voicemail.



You can save Robocall Recorder on your toolbar or desktop like any other application:



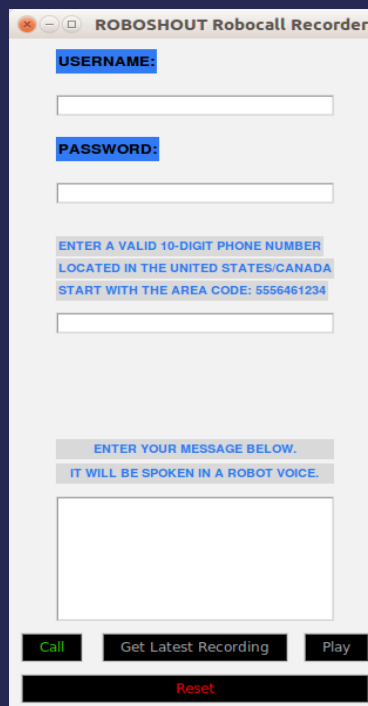
Once a call has been completed, you can press "Get Recording" if you wish to get the recording. Then press "Play" to listen to the recording. A copy will also be saved in .wav format to your Public Downloads folder when you press "Get Recording".

LINUX (Debian, Ubuntu etc.):

Navigate to the directory containing your download. Run the following commands. In this example chmod did not need to be executed however you should ensure that roboshout is executable.

```
swim@VIII: ~/Desktop/roboshout_DEB64
swim@VIII:~$ cd Desktop
swim@VIII:~/Desktop$ ls
roboshout_DEB64.tar.gz
swim@VIII:~/Desktop$ tar -xvzf roboshout_DEB64.tar.gz
roboshout_DEB64/
roboshout_DEB64/roboshout
swim@VIII:~/Desktop$ ls
roboshout_DEB64 roboshout_DEB64.tar.gz
swim@VIII:~/Desktop$ cd roboshout_DEB64/
swim@VIII:~/Desktop/roboshout_DEB64$ ls
roboshout
swim@VIII:~/Desktop/roboshout_DEB64$ ls -l
total 19040
-rwxr-xr-x 1 swim swim 19494224 Mar  3 03:16 roboshout
swim@VIII:~/Desktop/roboshout_DEB64$ chmod 755 roboshout
swim@VIII:~/Desktop/roboshout_DEB64$ ./roboshout
```

The application will open as shown:



“Get Latest Recording” will also save a copy of the recording to your home directory.

HAPPY ROBOSHOUTING!